

PBM

SPECIFICATION FOR APPROVAL

Customer:

Model No: **PC40B24530L**

Diameter of Impeller: Φ 40mm



PBM Motor and Fan (Suzhou) Co., Ltd

www.pbmmf.com

<http://szpbd.en.made-in-china.com>

<http://pbmmf.en.alibaba.com>

Email:	XXX@pbmmf.com
TEL:	86-512-68581674
FAX:	86-512-68581574
Cell Phone:	86-XXX
Factory Add:	No.8, Zhu Street, Suzhou Industrial Park, Suzhou City, Jiangsu Province, P. R. China 215121
Office Add:	No.69, Weixin Road, Suzhou Industrial Park, Suzhou City, Jiangsu Province, P. R. China 215121

Customer Approved

PBM Checked By

Daniel Luo

Model: PC40B24530L**Diameter of Impeller: Φ 40mm****◆ 1. General Characters**

1-1	Rated Voltage	24 VDC
1-2	Rated Speed	16 ~ 28 VDC
1-3	Input Current	2200 RPM
1-4	Input Power	0.24 A
1-5	Acoustical Noise	5.76 W
1-6	Life Expectance	50,000Hours(L10) At 40°C room, humidity 15%~65%RH.
1-7	Direction of Air Flow	All around
1-8	Insulation Resistance	50 Mega Ohm minimum at 500VDC Between frame and (+) terminal
1-9	Motor Protection	Locked rotor protection Polarity protection Automatic restart capability
1-10	Speed Control	Control input 0~10VDC
1-11	Air Flow	88.28 CFM / 150 m ³ /H
1-12	Static Pressure	1.94 mmH ₂ O / 19 Pa

◆ 2. Mechanical Characters

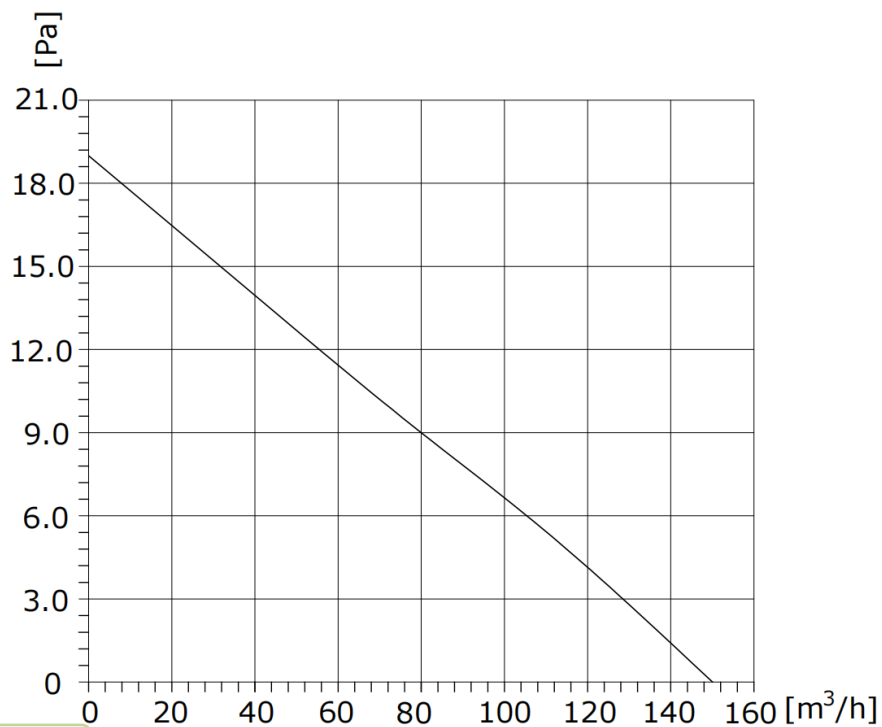
2-1	Dimension	see dimension drawing
2-2	Material of Impeller	Aluminum alloy
2-3	Bearing System	NMB ball bearing
2-4	Lead Wire	Red , Black, White AWG22#

Model: PC40B24530L
Diameter of Imeller: Φ 40mm

◆ **4. Environmental Characters**

4-1	Operating Temperature	-25°C to 70°C
4-2	Storage Temperature	-40°C to 75°C
4-3	Operating Humidity	5% to 90% RH
4-4	Storage Humidity	5% to 95% RH

◆ **5. Airflow Curve**

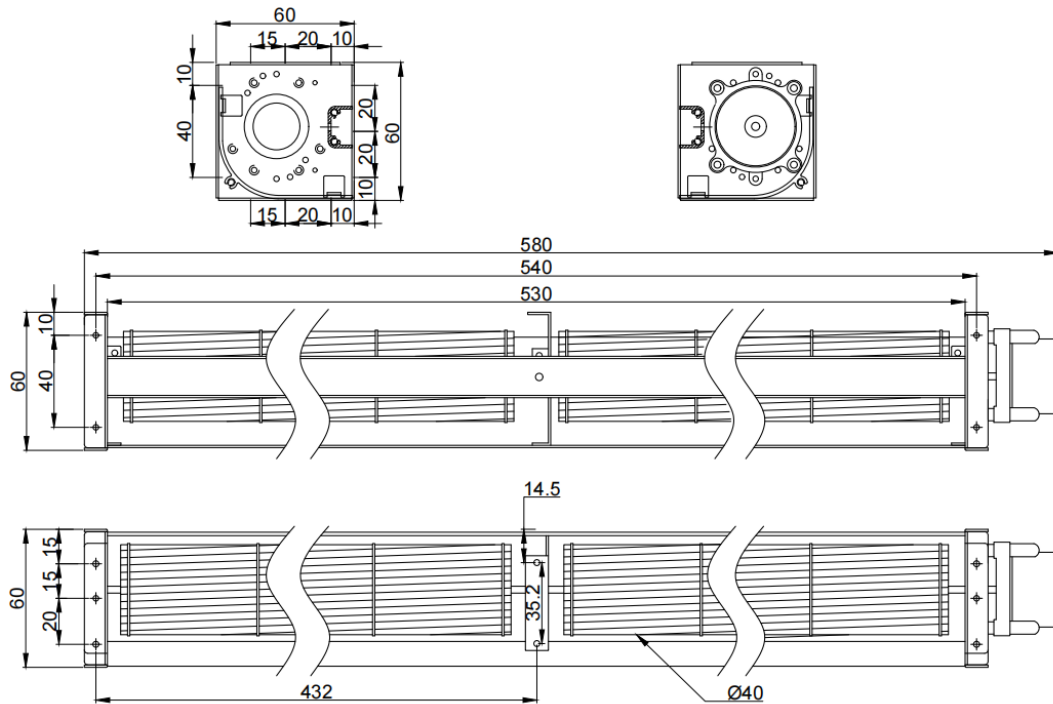


Testing Condition

Input Voltage----Operating voltage (24VDC)
 Temperature-----Room temperature
 Humidity-----65%RH
 Test distance-----1m

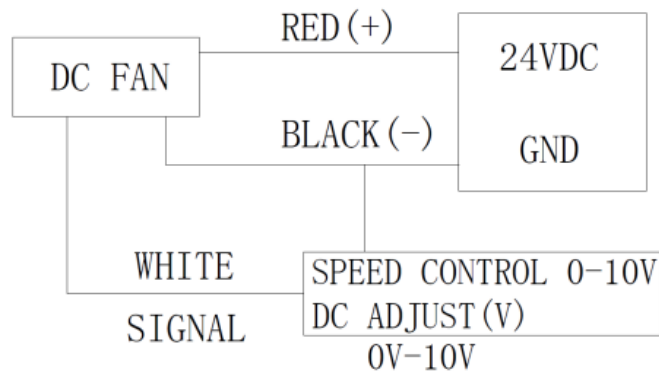
Model: PC40B24530L
Diameter of Imeller: Φ 40mm

◆ 6. Outline Drawing



Note

1. Connection line 3X (Red, Black, White AWG22#);
 Red=+24VDC, White=0-10VDC, Black=GND.



Model: PC40B24530L
Diameter of Imeller: Φ 40mm

◆ **8.Safety Requirements**

1. Make sure that the metal casing of the stator connected to the ground before being powered on.
2. If the fan doesn't work after been powered on, please check the speed control input voltage, it may not be well connected. To prevent the suddenly start of the fan to hurt hands or other personal injury; do not touch the impellers or rotor when the power is on.
3. Fan needs a few seconds to start after being powered on. To prevent personal injury, do not touch the impellers or rotor when the power is on or in a low speed.
4. Unless they are instructed by the person(s) responsible for their safety, those who are lack of physical, mental or sensory capacities and proper practical experience or expertise cannot use this appliance. Please do not let the children play with this product.
5. If the power cord be damaged, the power cord must be replaced by the manufacturer in order to avoid accident of the proxy service personnel or the equivalent qualification maintenance personnel.
6. As an integral part of the fan, this DC motor cannot be used alone without impeller or load.
7. Please carefully read this technical specification before using the product.